

全功能电源供电器

REGULATED DC POWER SUPPLY

使用说明书 INSTRUCTION MANUAL

1502USB/1502DD/1502DD+/1502D+

中文/English



声明： 本公司保留改进升级产品的权利，产品规格及设计如有变更，恕不另行告知。
Statement: The company reserves the right to improve and upgrade products, product specifications and design are subject to change without notice.

感谢您购买此款热风拆焊台，本产品是专门为无铅拆焊而设计的，使用前请仔细阅读本说明书，阅读后请妥善保管，以供日后参考。
Thank you for choosing this type of DC power supply. Please read the User Guide thoroughly before use, and keep it in a safe place for future reference.

重要安全提示

当使用电气设备时,为减少触电危害,使用前阅读以下说明,需要遵守以下基本要求:

- 1、儿童不能玩耍该机器;
- 2、儿童不能在没有监管的情况下清洗和维护该机器;
- 3、为避免危险,如果电源线损坏了,必须由厂家、代理商或其他有资质的人员更换;
- 4、不要在机器开着的情况下离开;
- 5、机器内有高压,非专业人士请勿拆开机器。
- 6、如果电源线损坏,为了避免危险,必须由制造商或维修部分的专业人员进行更换。
- 7、器具不能由存在肢体、感官或精神能力缺陷或缺少使用经验和知识的人(包括儿童)使用,除非有负责他们安全的人对他们进行与器具使用有关的监督或指导;应照看好儿童,确保他们不玩耍本器具。

一、产品概述

本电源是专为手机、BP机维修而设计的,并带有截止保护的高精度直流稳压电源。它具有保护速度快,对负载的过流和短路能及时加以保护即截止输出(待排除过流或短路故障后,从新启动一下电源开关即可恢复正常工作)。它具有五个不同电压输出选择(1502D+和1502USB除外),给不同的手机和BP机维修提供了极为便利的特殊功能。电源设有通用输出接线柱,同时也适用于实验室、学校、生产线等方面的使用。

二、规格参数

型号	1502USB	1502DD	1502DD+	1502D+
输出电压	DC 0V~15V/0V~5V	DC 0V~15V	DC 0V~15V	DC 0V~15V/0V~5V
电源电压	220V/110V ±10% 50/60Hz			
工作温度	-10°C~40°C	工作湿度	<90%	
储存温度	-20°C~40°C	储存湿度	<80%	
电源稳定度	≤0.01% ±2mV			
负载稳定度	≤0.01% ±2mV (1mA<I<1A)			
波纹噪音	≤0.5mVrms (5Hz-1MHz) I _{max} 大于1A			

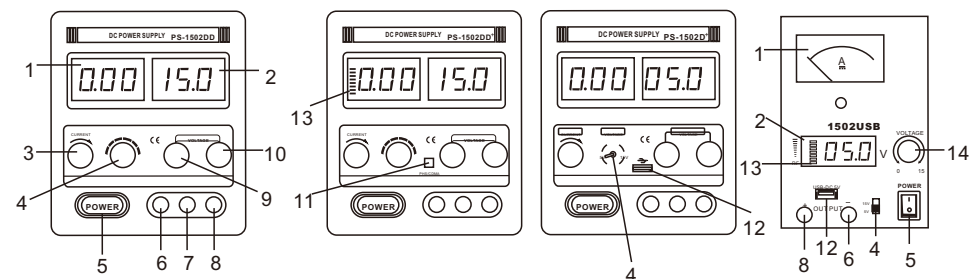
温度系数	≤300PPM/°C			
输出电流	0~2A	0~2A	0~2A	0~2A
过载保护电流	2A	0.6~2A	0.6~2A	0.6~2A

三、性能对照表

性能	型号	1502USB	1502DD	1502DD+	1502D+
电压显示精度		0.1V	0.1V	0.1V	0.1V
电流显示精度		10mA	10mA	10mA	10mA
输出电压选择		DC 0V~15V/0V~5V	DC 0V~15V	DC 0V~15V	DC 0V~15V/0V~5V
手机信号强弱指示		有	无	有	无
刷机供电功能		有	无	无	无

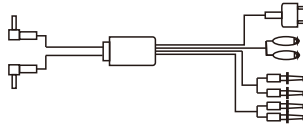
四、使用说明

面板介绍



- | | | |
|----------|-----------|-----------------|
| 1、电流指示 | 6、输出负极 | 11、PHS/CDMA切换按钮 |
| 2、电压指示 | 7、接地端 | 12、USB接口 |
| 3、输出电流调节 | 8、输出正极 | 13、手机射频信号强弱指示 |
| 4、电压档位调节 | 9、电压细调旋钮 | 14、电压调节旋钮 |
| 5、电源开关 | 10、电压粗调旋钮 | |

专用输出连接线



适合维修

适合维修NOKIA、MOTOROLA、LG、Lenovo、Sony Ericsson等各种品牌手机以及BP机,使用时根据手机电压设置输出电压,并根据手机额定电流大小调节过载保护启动电流,切勿调节过高,以免电流过大而烧坏手机。

五、警告

- 1、设置好输出电压电路后才能连接手机,连接状态下不要调节电压电流及转换输出电压,以免烧坏手机。
- 2、电源不允许长时间处于满负荷工作状态,请将使用率控制在60%以内,否则将有可能造成人为的早期失效。订货时应根据实际工作电流自行留出余量。

六、刷机供电USB

1502USB 电源带有手机刷机供电功能,在电源的后面板上有个方形USB口,前面板有个扁平形USB口,当给手机刷机时,分别用USB数据线将后面板上的方形USB口和上位机(电脑等)、前面板扁平形USB口和手机连接,实现刷机功能。此时电源提供给手机刷机时的供电和数据传输功能。

七、维护

- 1、保险丝替换:
如果保险丝烧断,LED显示熄灭,本电源停止工作,必须在找到保险丝烧断的原因后,方可按原型号替换保险。
- 2、请勿在环境温度大于40°C地方使用,散热器位于仪器后部,使用时机箱后面应留有足够的空间,以利于散热。
- 3、本电源在出厂前已经精确调整过,不要随意调整机内电路参数,以免影响精度。

IMPORTANT SAFETY INSTRUCTIONS

When using an electrical appliance, basic precautions are required to always be followed, including the following: Read all instructions before using
DANGER - To reduce the risk of electric shock:

1. This appliance can be used by children aged from 8 years and above and persons with reduced physical, sensory or mental capabilities or lack of experience and knowledge if they have been given supervision or instruction concerning use of the appliance in a safe way and understand the hazards involved.
2. Children shall not play with the appliance.
3. Cleaning and user maintenance shall not be made by children without supervision.
4. If the supply cord is damaged, it must be replaced by the manufacturer, its service agent or similarly qualified persons in order to avoid a hazard.
5. Do not leave the appliance unattended when it is switched on.
6. High voltage in machine, amateurs do not dismantle machine.
7. If the supply cord is damaged, it must be replaced by a special cord or assemble available from the manufacturer or its service agent.

I. Summary

The power supply is designed for mobile phones, BP machine maintenance. And with high-precision DC power supply protection. Protection of speed, the load over - current and short circuit protection that is close the output (to be excluded from over-current or short circuit fault, the power switch to starting work again. It has five different voltage output options(1502D+ and 1502USB excluded), special features to facilitate maintenance to different mobile phones and a BP machine. Has a universal power supply output terminal, as well as for laboratories /schools/ and other aspects of the production line use.

II. Parameter specification

Model	1502USB	1502DD	1502DD+	1502D+
Output Power	DC 0V~15V/0V~5V	DC 0V~15V	DC 0V~15V	DC 0V~15V/0V~5V
Supply Voltage	220V/110V ± 10% 50/60Hz			
Operating Temperature	-10°C~40°C	Relative Humidity		< 90%
Storage Temperature	-20°C~40°C	Storage humidity		< 80%
Power stability	≤0.01% ± 2mV			

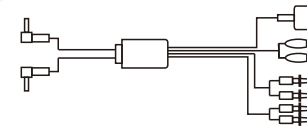
Load Rated degrees	$\leq 0.01\% \pm 2mV (1mA < 1A)$			
Ripple noise	$\leq 0.5mVrms (5Hz-1MHz) I_{max}$ greater than 1A			
Temperature Coefficient	$\leq 300PPM/^{\circ}C$			
Output Current	0~2A	0~2A	0~2A	0~2A
Overload current	2A	0.6~2A	0.6~2A	0.6~2A

- | | |
|--------------------------|--------------------------------------|
| 1. Current indicator | 8. Output positive |
| 2. Voltage indicator | 9. Voltage fine tuning knob |
| 3. Output current adjust | 10. Voltage coarse tuning knob |
| 4. Voltage gears adjust | 11. PHS/CDMA switch knob |
| 5. Power switch | 12. USB interface |
| 6. Output negative | 13. Mobile phone RF signal indicator |
| 7. Grounding terminal | 14. Voltage adjust knob |

III. Performance Comparison Table

Function \ Modle	1502USB	1502DD	1502DD+	1502D+
Voltage display precision	0.1V	0.1V	0.1V	0.1V
Current display precision	10mA	10mA	10mA	10mA
Output voltage choice	DC 0V~15V/0V~5V	DC 0V~15V	DC 0V~15V	DC 0V~15V/0V~5V
Mobile signal shows	Yes	No	Yes	No
PSP power supply function	Yes	No	No	No

Dedicated output connections

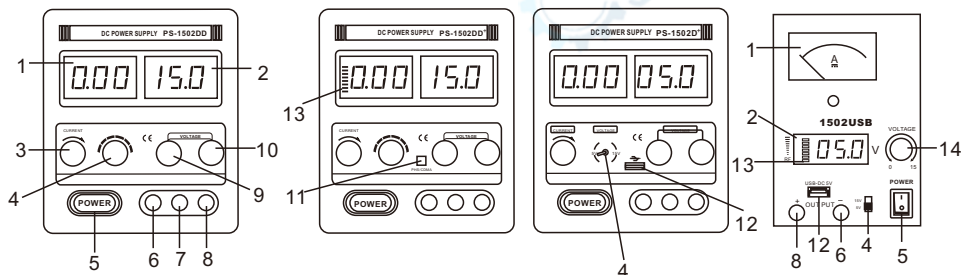


Use in

For maintenance of NOKIA/ MOTOROLA/ LG/ Lenovo / Sony Ericsson/ Other brand mobile phones, and BP machine. According to mobile voltage setting the voltage and setting the overload protect current. Don't adjust to high to prevent too much current and burn the phone.

IV. Instruction manual

Front panel introduce



V. Warning

1. Must set the output voltage and current properly before connect the mobile phone, do not adjust the voltage, current and convert the output pressure, so as not to burn the mobile phone.
2. Power supply are not allow at full load state for long time. Control your utilization rate of less than 60%, so they may cause human early failure. When place order, you should be based on the actual operating current includes an allowance.

VI. PSP power supply function


1502USB power supply function with mobile phone PSP power supply function, a square USB port on the back panel, and front panel with a flat-shaped USB port of

the power supply, please separately use USB data cable to connect the rear panel square USB port, the host machine (computer), front panel flat-shaped USB port and the mobile phone, to complete PSP function. This time power supply is provided to the mobile phone PSP power supply and data transfer functions.

VII. Maintenance

1. Fuse replace:
If the fuse was burn out and LED not shows, that DC power supply will stop working. Must be found out the fuse burn out reason, and then replace the fuse.
2. Don't working on temperature over 40°C environment. Radiator in the rear equipment, use back of the chassis should sufficient space to facilitate cooling.
3. The DC power supply precisely adjusted at the factory. To avoid effect the machine precision, please don't adjust the machine circuit parameter.

产品合格证 Product certification

产品型号名称(Model NO.)	
产品编号(Product ID)	
检验(Examine)	经检验产品符合技术标准 Upon examination products meet technical standards 
售货日期(Sales Date)	
出厂日期(Date of manufacture)	

产品保修卡 Warranty Card

感谢您购买本产品, 在使用本产品前请您认真阅读以下条款:
Thank you for choosing this type of products, please read the following terms before using:

1. 消费者由购买日起7天内, 在正常操作情况下(非人为损坏), 全新拆包, 未经拆修, 可享受包换服务。
From purchasing date within 7 days, under normal use(Artificial damage), new package, not be disassemble and repaired, enjoy replacement service.
2. 消费者由购买日起1年内, 在正常操作情况下, 出现品质故障, 未经拆修可享受保修服务。
From purchasing date within one year, under normal use, if there are quality problem, not be disassemble and repaired, enjoy free repair service.
3. 在超过保修期终生提供保修服务, 免收人工费, 只收取零件费。
For more than warranty, we provide a lifetime warranty service, free of labor costs, charge only spare parts costs.
4. 保修期内若未能出示保修卡, 本公司不予免费服务。
Failure to present warranty card during warranty period, the company will not be a free service.
5. 用户需保修商品, 请先与原销售单位联系。
Users need warranty service, please contact your original sales unit.
6. 用户保修时需提供保修卡和购买发票或有本公司印章的收据凭证。
When users need warranty service, please provide warranty card and purchase invoice, or receipt of the certificate of the company seal.
7. 保修不包括运输费用和不提供上门服务。
Warranty does not include transportation costs and provide on-site service.

维修记录 Maintenance records

序号 NO.	送修日期 Date for repair	故障原因 Cause	修好日期 Fix date	维修员 Repairer