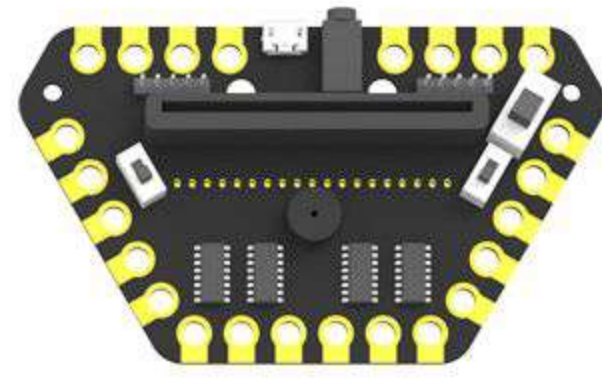



Croco:kit

Sensor Experiment Kit


Package list




Diamond breakout*1




Dot matrix module*1




Ultrasonic module*1




Hall module*1




Color recognition module*1




Infrared module*1




Vibration module*1




Potentiometer module*1




Sound module*1




Button module*4




Rocker module*1




RGB light module*1



Photosensitive module*1



Motor drive module*1



Micro:bit*1(Optional)



Battery box*1



Battery*2



Servo*1



Alligator clip*15



USB cable*1



Fan+motor*1



4pin cable*1



Building block pack

Sensor course introduction

Module name	Sensor course name	DIY course name
 RGB light module	Light up Adjust brightness of RGB Voice control light	A birthday gift Smart home system Traffic indicator Fingertip music Magnet testing expert
 Button module	Music button	Fruit piano Remote control handle
 Potentiometer module	Adjust brightness of RGB	Adjustable music box
 Color recognition module	Chameleon	Traffic indicator Color sorter
 Rocker module	Rocker control	Remote control handle
 Infrared module	Infrared induction	Smart home system Reception robot
 Photosensitive module	Dark automatic alarm	Smart fan
 Sound module	Voice control light	A birthday gift
 Hall module	Are you a magnet?	Magnet testing expert
 Vibration module	Vibration alarm	Fingertip music
 Motor drive module	Driving motor fan	Smart fan
 Ultrasonic module	Distance detector	Smart home system DIY Accordion
 Dot matrix module	Happy every day	Traffic indicator Reception robot

Precautions

☆ Children 10 years of age and younger must be accompanied by an adult.

- Do not touch the fan blades while the fan is rotating;
- Do not touch the pin on the expansion board with your hand;
- Do not place your hand on the alligator clip;
- Do not reverse the power supply of this product;
- It is strictly forbidden to modify the circuit of welding this product by yourself;
- Do not soak or rinse the product with liquids;
- Do not place this product in a strong magnetic field, and keep away from magnetic equipment.
- Do not use this product in a high temperature, high dust environment, and keep this product away from fire;
- Do not put the accessories contained in this product in the mouth, and be careful not to swallow the small parts in the kit;
- Do not hit, throw, or acupuncture the product, and avoid dropping, squeezing, or bending the product;
- Do not expose this product to corrosive environments, and do not use other chemical liquids to clean the product.
- Do not use the alligator clip to arbitrarily connect the interface to prevent burnout, and strictly follow the experimental wiring.

Disclaimer

- ① Unauthorized repair, misuse, collision, neglect, abuse, liquid injection, accident, alteration, improper use of accessories other than this product, or tearing or altering the logo;
- ② Damage caused by force majeure;
- ③ This product has a performance failure due to human factors.

Tutorial website: www.yahboom.net/study/croco:kit

Technical support, please contact:

Email: market@yahboom.com WhatsApp: +86 15818515042

Shenzhen Yahboom Technology Co., Ltd.

No.306, Block C, Guanlong Bldg., Guanlong Rd., Xili St., Nanshan Dist., Shenzhen, China