

# KW600

## Diagnostic Battery Tester

2.4-inch

KONNWEI KW600 12V car battery tester is able to effectively analyze and read important car data such as voltage, internal resistance, cold cranking amp and AH capacity, battery health and charge status. It provides accurate results, calculates the cold cranking capability of the battery and the aging extent, allowing for a quicker, more precise car repairing. Lifetime update service is supported by KONNWEI BT.Link exe.











### Function :

- System voltage 12 Volts and Voltage test in waveform.
- Test Result Good, Recharge or Replace.
- Capacity Cold Cranking Amps (CCA), DIN, EN and IEC information relative to battery rating. Internal resistance value (mΩ) and Life in percentage (%).
- Cranking system and Charging system.
- Record and re-play battery data, Life-time free update service.
- Battery test, cranking test, charging test and other additional functions.
- The major battery standards CA, CCA, BCL, MCA, JIS, SAE, EN, DIN and IEC are supported.
- 12 Languages Options: Chinese, Korean, English, French, Spanish, German, Russian, Japanese, Italian, Portuguese, Polish, Dutch.



### Feature:

Measure Standard, CCA 100-2000, BCI 100-2000, CA 100-2000, MCA 100-2000, JIS 26A17-245H52, DIN 100-1400, IEC 100-1400, EN 100-2000, SAE 100-2000, System Voltage 12 Volts, Input Voltage Range 8V-16V, Power Requirements are no internal batteries required, Power on when hooked up during testing.

 Battery Health test	 Cranking test	 Battery voltage test	 Ripple Analyse
 Data Storage	 Graphing Voltage	 Printing	 Software Update

