


# Air Quality Tester

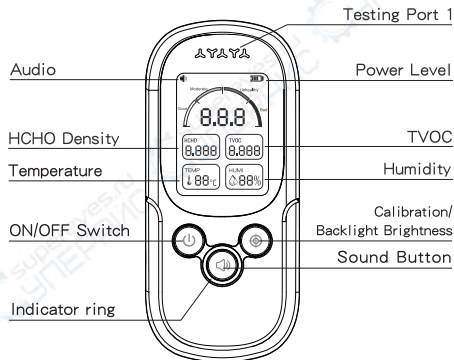
## User Manual



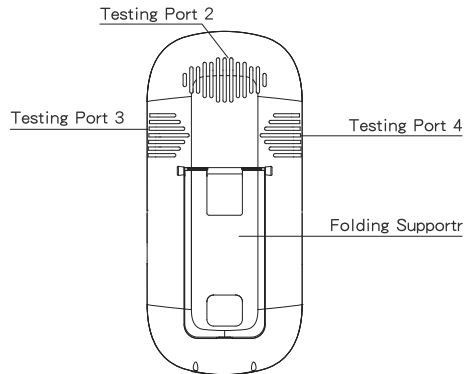
JMS12

## 1. Brief Introduction

By adopting advanced sensors, JMS12 can test HCHO level, TVOC density, Temperature and Humidity at the same time, it is a 4 functions combined air quality tester, More and more people focusing on health and environment protection along with their life quality arise, in that situation, JMS12 provide another fully air condition test way except for traditional air flow and put some carbon bags, in order to protect the health for families especially pregent women, kids and elders



Front



Back

## 2. Function

- 1) HCHO Testing: Using Semi-conduct gas sensor theory
- 2) TVOC Testing: Using Semi-conduct gas sensor theory
- 3) Temperature / Humidity: Implementing semi-conduct humidity & Thermal sensor Theory
- 4) Sound&Light alert: Display realtime air condition from bad to good, sound alert auto-on when in bad air condition

- 5) Battery Level Display: Battery Symbol on top right corner shows remaining battery level
- 6) Display Brightness adjustment: Adjusting the display brightness level by pressing brightness level button
- 7) Sound Alert: Using Sound button to turn on/off the sound alert, Displaying the alert condition via sound symbol on top left of the screen

### 3. User Guidance

Step 1: Put the new tester in the balcony or clean outside environment for above 2 hours.

Step 2: Long press the ON button for 5s, the screen will start 180s countdown, start the adjusting process after countdown ends

Step 3: Long press the adjusting button for 5s to start the adjusting process after putting the tester for 5 minutes in good clean air condition environment, Sound alert will give off long sound after successful adjusting.

Step 4: Result will come out after the tester been put in the testing environment for 3-5 minutes

Step 5: Long press the power button for 5s to turn off the tester after testing

### 4. Testing Result Illustration

- 1) HCHO Density  $\leq 0.09\text{mg/m}^3$ , Air quality in good condition, Display shows "superior"
- 2)  $0.09\text{mg/m}^3 < \text{HCHO Density} \leq 0.13\text{mg/m}^3$ , Air quality in fine condition, Display shows "Fine".

- 3)  $0.13\text{mg/m}^3 < \text{HCHO Density} \leq 0.3\text{mg/m}^3$ , Air quality in bad condition, Display shows "Bad", HCHO level is overstand, suggest user open the window to get fresh air flow.
- 4) HCHO Density  $> 0.3\text{mg/m}^3$ , Air condition in abominable condition, Sound alert will turn on with 5 times sound, HCHO level is serious overstand
- 5) AQI Index:  
Air pollution index 0-45 Good  
Air pollution index 45-65 Moderate  
Air pollution index 65-150 Unhealthy  
Air pollution index  $\geq 150$  Bad

### 5. Product Specification:

Product Name	Air Quality Tester
Item NO	JMS12
Dimension	70*155*25mm
Battery	Lithium Battery (700mAh)
Display Model	LCD display
Air Testing Theory	Semi-conduct Air sensor
Air Testing Range	0.000~2.888mg/m (HCHO) 0.000~9.999mg/m (TVOC)
Temperature Range	-30~60°C
Temperature Accuracy	1°C
Humidity Range	0~100%
Humidity Accuracy	1%