

SDS1000 Series


super- economical type

Digital Storage Oscilloscope

4-CH

Bandwidth: 100MHz

Sample Rate: 1GS/s



- + Bandwidth : 100MHz
- + 4 Channels
- + Sample rate : 1GS/s
- + Ultra-thin body
- + 7-inch high resolution LCD
- + SCPI, and LabVIEW (USBTMC) supported

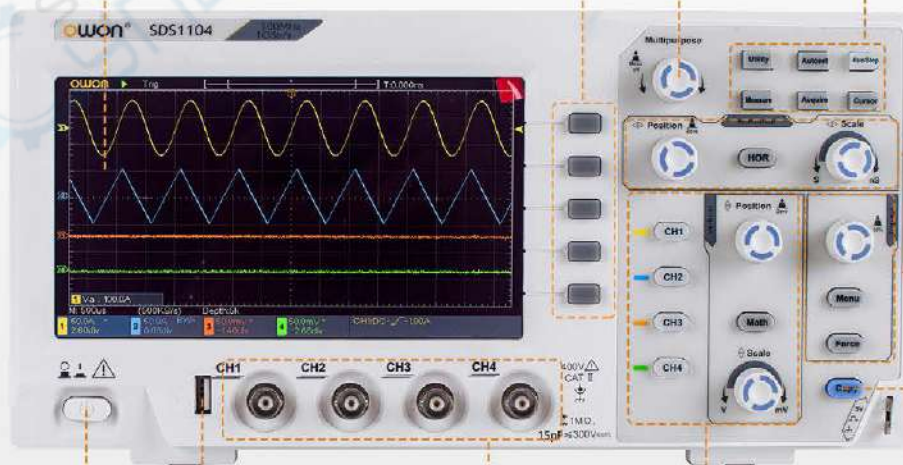


7" high resolution LCD,
800 x 480 pixels

Menu selection buttons

Multipurpose knob

Common function shortcut keys



Horizontal control system

Trigger system

Copy key

Power on/off

USB Host port

Signal Input Channel

Vertical control system



Front USB port, support U disk storage.



Four channels input, max. input voltage 400 Vpp



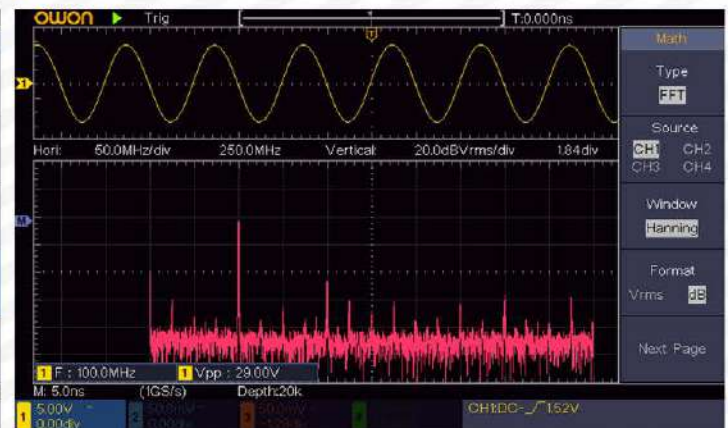
Foot stool with adjustable tilt angle

One-Click Show All Measurements



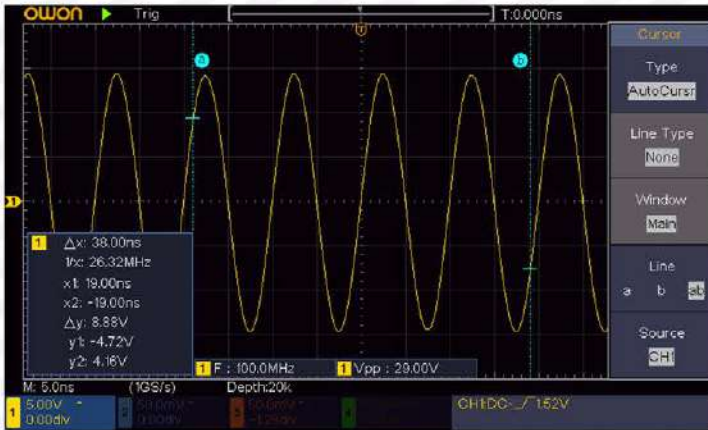
Built-in 39 types of auto measurement, display all the measurement values with one-click, convenient to view the waveform information.

Built-in FFT Spectrum Analysis Function



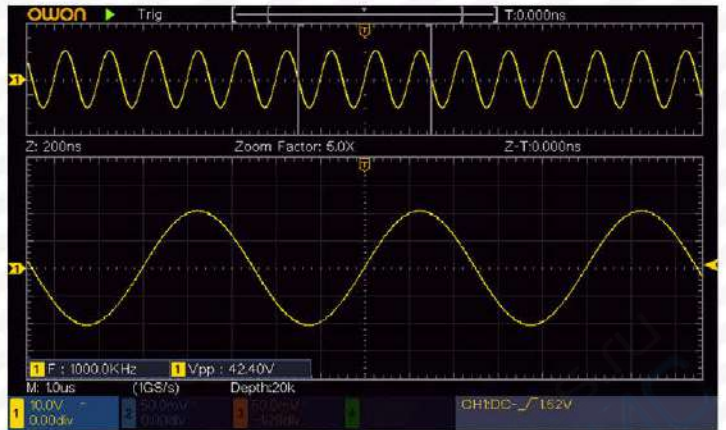
It provides the FFT rms function, which supports Hamming, Hanning, Blackman, Rectangle, Kaiser, Bartlett.

Auto Cursor Function



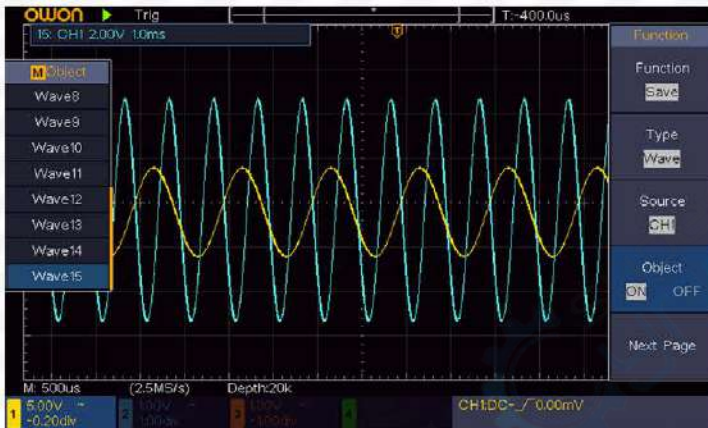
Auto cursor function can quickly measure the difference between two points of the waveform, help engineers analyze the real-time measurement waveform.

Waveform Zoom Function



The upper part is the main window, which displays the complete waveform, and the lower part is the enlarged area, which helps to observe more waveform details and make it easier to read parameter data.

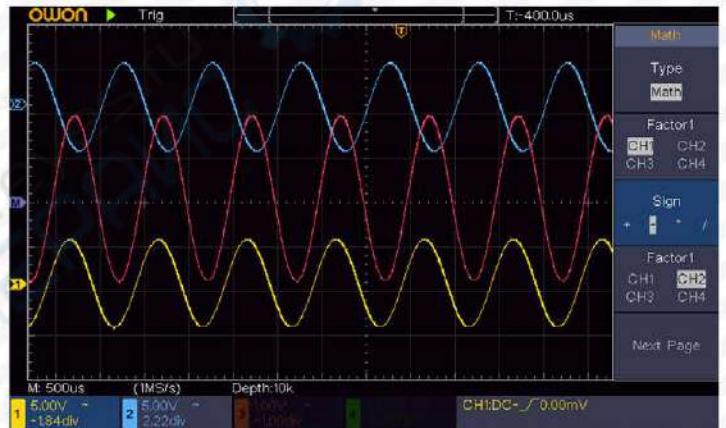
Waveform storage function



16 sets of waveforms can be saved in the internal memory or U disk. The saved waveform and the measured waveform can be compared and analyzed.

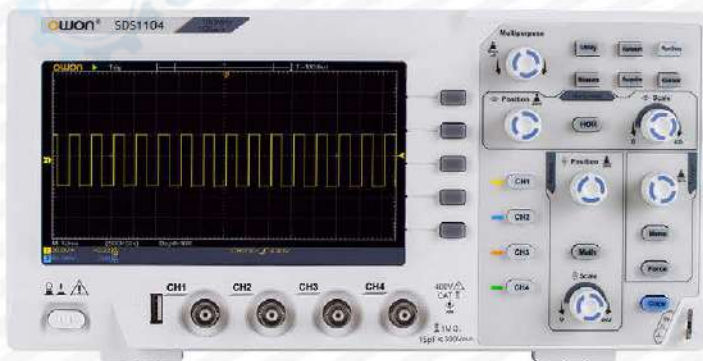
Note: The yellow waveform is the current measured waveform, and the blue waveform is the saved waveform.

Waveform Math Function



Contains +, -, *, /, FFT, inverted, easy to deal with test problems

Communication between oscilloscope and host computer



Support SCPI, LabVIEW communication function. Communicate with computer through the supplied USB cable.

Model	SDS1104
Bandwidth	100MHz
Sample Rate	1GS/s
Horizontal Scale (s/div)	2ns/div - 1000s/div, step by 1 - 2 - 5
Channel	4
Display	7" color LCD, 800 x 480 pixels
Record Length	20K
Probe Attenuation Factor	1X, 10X, 100X, 1000X
Input Coupling	DC, AC, and GND
Vertical Sensitivity	5mV/div - 5V/div (at input)
Trigger Type	Edge, Video
Trigger Mode	Auto, Normal, and Single
Cursor Measurement	ΔV , ΔT between cursors, ΔV and ΔT between cursors, Auto-cursors
Automatic Measurement	Vmax, Vmin, Vpp, Vtop, Vbase, Vamp, Vavg, Vrms, Cycle RMS, Cursor RMS, Overshoot, Preshoot, Freq, Period, Rise Time, Fall Time, +Width, -Width, +Duty Cycle, -Duty Cycle, Screen Duty, FRR, FRF, FFR, FFF, LRR, LRF, LFR, LFF, Delay A→B ↑, Delay A→B ↓, Phase A→B ↑, Phase A→B ↓, +Pulse Count, -Pulse Count, Rise Edge Count, Fall Edge Count, Area, Cycle Area
Waveform Math	+, -, x, ÷, invert, FFT
Waveform Storage	16 waveforms
Communication Interface	USB host, USB device
Frequency Counter	available
Power Supply	100V - 240V AC, 50/60Hz, CAT II
Power Consumption	< 15W
Dimension (W x H x D)	301 x 152 x 70 mm
Device Weight	1.10 kg



- 1 SDS1000
- 2 Probe x 4
- 3 USB Cable
- 4 Probe Adjust
- 5 Power Cord
- 6 CD Rom and Quick Guider

Dimension (W×H×D): 301 x 152 x 70 (mm)
Device Weight: Approx. 1.1 kg
Packaging Size (W×H×D): 370 x 112 x 180 (mm)