

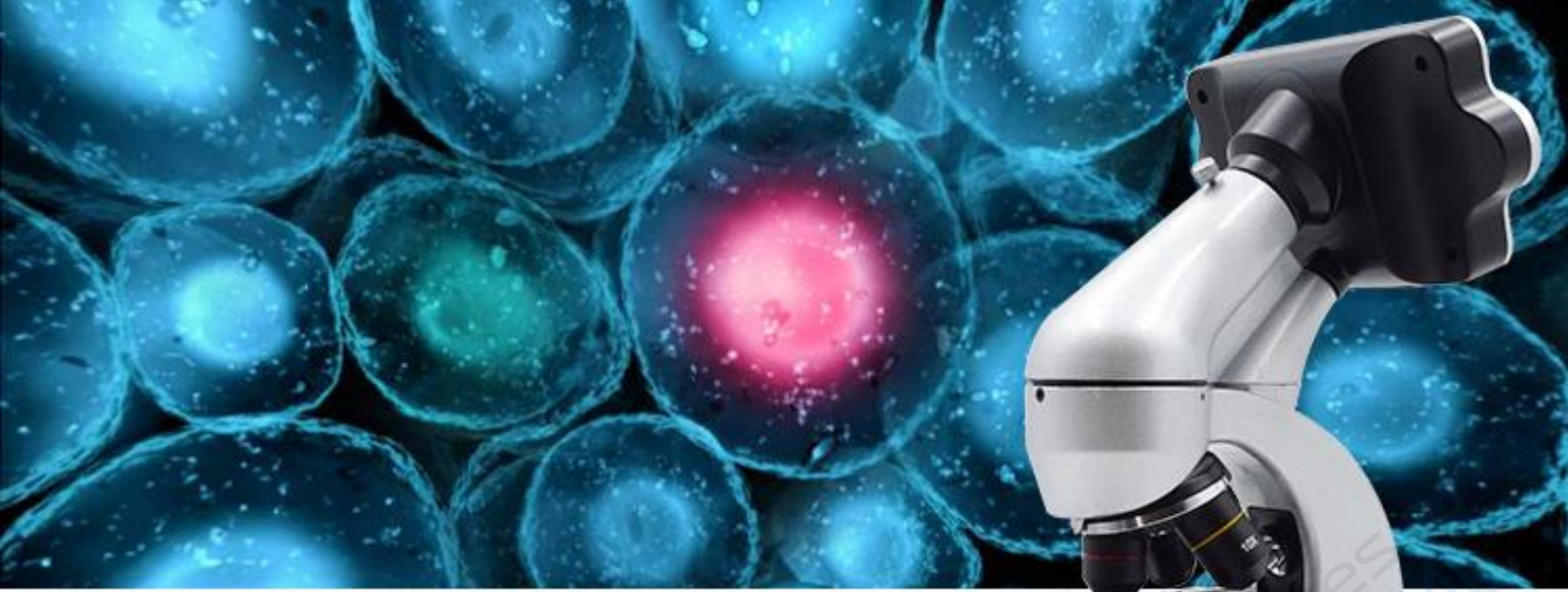


A33.1501

3.5" LCD Digital Microscope, 2.0M



To ensure the safety and obtain satisfactory performance, please study this instruction manual thoroughly before start to use the instrument.



























LCD DIGITAL MICROSCOPE

-  Sturdy and Fashion Metal Framework Body
-  3.5" LCD Screen With Adjustable Resolution
-  Brightness Adjustable Up and Bottom LED



A33.1501 is a gift box with accessories, include plastic microtom, hatching box, slides etc. It is a type of professional biological microscope and very convenient to observe with 3.5" LCD screen. You don't need to connect the computer anymore because LCD screen will display directly. All the body is sturdy metal framework, the modeling is very fashionable. Up and bottom LED can both adjust brightness. Achromatic 4X, 10X, 40X objective enable utmost 400X optical magnification, which can clearly observe biological slices, biological cells, bacteria and living tissue culture etc.

Product Features

 MONO Monocular	 BINO Binocular	 TRINO Trinocular	 360° Head 360° Rotating	 LED LED	 ABBE Abbe Condenser	 INCIDENT Incident Light	 TRANSMIT Transmit Light	 KOHLER Kohler Illumination
 PLAN Plan Achromatic	 INFINITY Infinity Optical System	 DARK FIELD Dark Field	 POLARIZING Polarizing	 PHASE CONTRAST Phase Contrast	 FLUORESCENT Fluorescent	 ZOOM STEREO Zoom Stereo Lens	 PARALLEL Parallel Optical System	 COAXIAL Coaxial Illumination
 USB USB	 WIFI WIFI	 LCD LCD	 CORDLESS BATTERY Cordless Battery	 RECHARGEABLE Cordless Rechargeable	 WIDE POWER 100-240V Wide Power	 AUTO POWER OFF Auto Power Off	 3 YEARS 3 Years Warranty	 5 YEARS 5 Years Warranty

SIZE AND WEIGHT

	A33.1501	Plastic Box
Product Size	15x6x15x31CM	41x25x17CM
Net Weight	1.6KG	3.2KG



Product Details



01 HEAD

3.5" LCD with built-in 2.0M digital camera, with SD card slot, 2G SD card included. Support USB 2.0 and AV Output. It has auto white balance, auto ISO adjustment, with full function menu to capture picture or video, easy to share images.

02 NOSEPIECE

Inward triple, equipped with achromatic objective 4X, 10X, 40Xs.




03 WORKING STAGE

Single layer W. Vernier scale stage, size: 90x95mm, moving range 30x60mm.

04 CONDENSER

Single lens condenser, 6 holes disc diaphragm make it easy to adjust the light source.



05 ILLUMINATION

Up and bottom LED light, both brightness adjustable with adjustment knob on two sides of the base.



06 POWER SUPPLY

Powered by outlet AC/DC adapter (110V/220V), or by 3 pcs AA Batteries (not included) for cordless usage.

Product Specification

A33.1501 3.5" LCD Digital Microscope, 2.0M	
Head	Monocular Head, 45° Inclined
Eyepiece	WF10x,16x
Objectives	4x,10x,40xs
Focusing	Coarse Focusing Knob,Focusing Range: 20mm
Stage	Single Layer W. Vernier Scale Stage, Size: 90x95mm, Moving Range 30x60mm
Condenser	Single LensCondenser,6 Holes Disc Diaphragm
Light Source	Up & Bottom LED Light, Both Brightness Adjustable
Power	Cordless Batteries (3xAAA Batteries NOT Included) Adapter Included (110V/220V Optional)
Screen	3.5"LCD
Memory	Internal Memory 128MB
Slot	SD Card Slot, 2G SD Card Included
Output	USB2.0 Output
TV Output	NTSC,PAL
COMS Camera	2.0M 1600*1200 12M(4023*3024) 8M(3264*2448) 5M(2560*1290)
LCD Resolution	3M(2048*1536) 2M(1600*1200) 1.3(1280*1024) VGA(640*480)
Quality	Fine,Standard Economy
EV	You Can Select EV From-2.0----+2.0
White Balance	Auto For The Default
ISO	Auto For The Default
Color	Standard,Vivid,Sepia,Monochrome
Saturation	Normal,High,Low
Sharpness	Normal,Normal,Soft
Time Stamp	Off,Date Only(Can Show The Date On The Picture Or Video),Date&Time(Can Show The Date And Time On The Picture Or Video)
Language	There Are 9 Kinds Of Language.The Default Is English.

Product Accessories

Achromatic 4x, 10x, 40xs



Slides

Plastic Microtom

Hatching Box



Tweezer

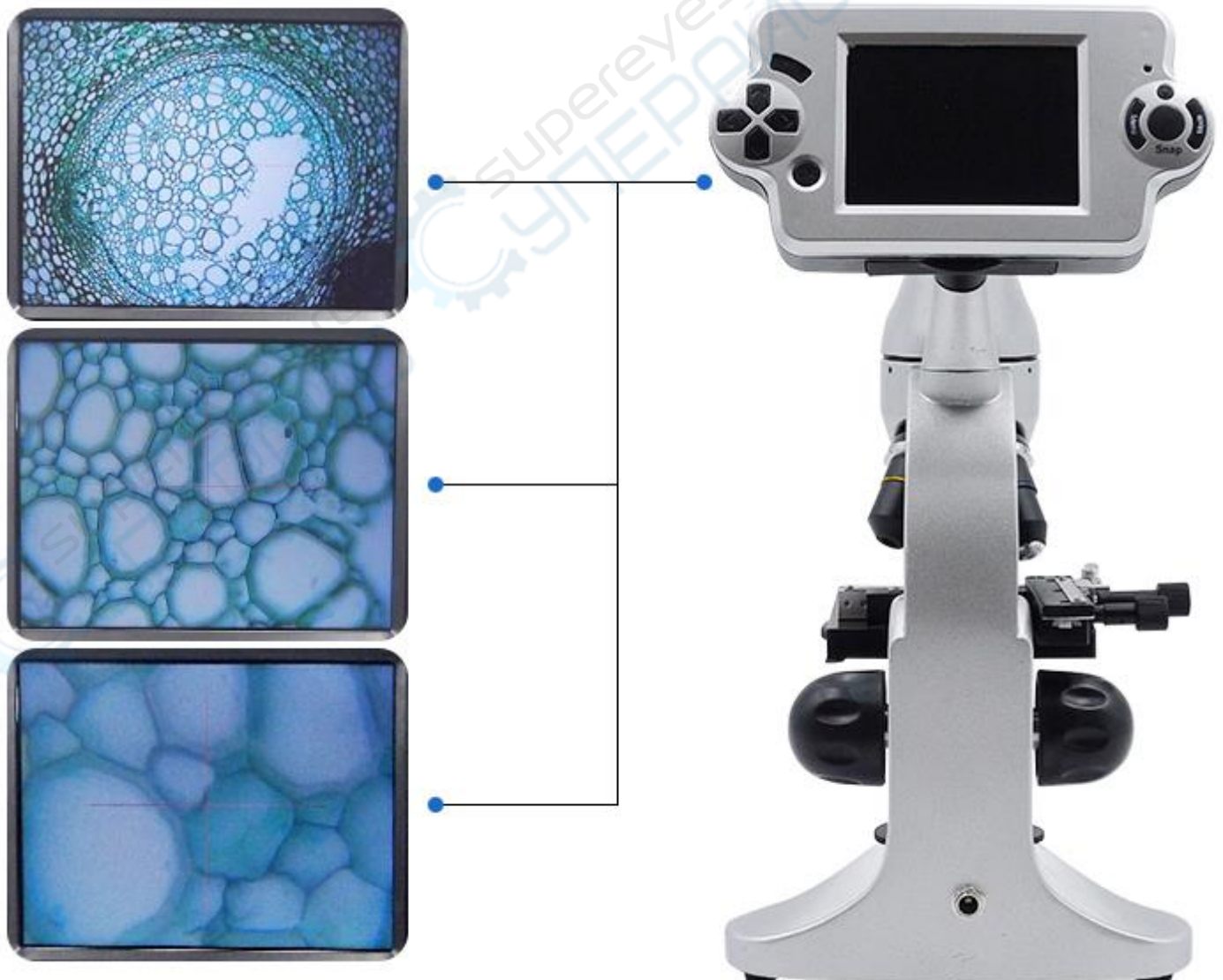
4 Bottoms(Sea Salt、Worm Eggs、Glue、Yeast)



Standard Accessories	
Packing Box	Packed In Suitcase Packing Box
Experimentation Appliance	Plastic Microtom 1 pc
	Hatching Box 1 pc
	Tweezer 1pc
	Sea Salt 1 Bottle
	Yeast 1 Bottle
	Worm Eggs 1 Bottle
	Glue 1 Bottle
Blank Slides 5 pcs, Prepared Slides 5 pcs, In 1 Box	

Product Application

LCD digital microscope is based on biological microscope, which widely used to observe biological slices, biological cells, bacteria and living tissue culture, fluid precipitation observation and research, while observing other transparent or translucent objects and powder, fine particles and other objects. It is not only clear but also convenient to observe.



Product Packing



MICROSCOPE IS OUR FOCUS

Supply Ways to See Small World

OPTO-EDU is a unique, long-term and excellent supplier of microscopes and educational instruments from China. We focus on the international market of microscopes and education instruments for more than 15 years. At present our customers come from more than 110 countries all over the world, include U.S.A., U.K., Russia, Canada, Germany, Denmark, Poland, Sweden, U.A.E., Egypt, Korea, Brazil and more.

OPTO-EDU as our trademark is well known in the professional field. OPTO-EDU ranked No.1 in alibaba.com, also expanded to amazon.com, aliexpress.com in 2018. We have been working tirelessly for the sale of high quality microscopes and educational products made in China to the world market.

MI
RO
WORLD

The Way To **OPTO-EDU**



Opto-Edu (Beijing) Co.,Ltd.

F-1501 Wanda Plaza, No. 18 Shijingshan Road, Beijing 100043, China

Skype: xincnoec Wechat : xincnoec

QQ: 3004603361 Email: sale@cnoec.com

Tel: 0086 10 88696020 Mobile: 0086 13911110627

