A11.1007-16



Real Time Display On LCD Screen



Quadruple Nosepiece With Achromatic Objectives
Double Layer Mechanical Stage

Nosepiece & Objective
--Quadruple Nosepiece, With Achromatic Objectives : 4x, 10x, 40x(s), 100x(s).
--40x And 100x Objective Lens Has A Spring Design, If The Front Of The Objective Lens Is Automatically Indented, It Will Not Damage The Objective Lens And Sample.
--The 100x Objective Lens Is An Oil Objective Lens. When Used, Cedar Oil Is Used As A Medium For Better Observation.

Working Stage
--Double Layer Mechanical Stage, Size 140x140mm, Moving Range 50x75mm Medium-sized Large Working Stage, You Can Place Two Microscope Slides For Easy Observation And Comparison.



N.A. 1.25 Abbe Condenser

Condenser

--N.A. 1.25 Abbe Condenser, Iris Diaphragm, With Filter Holder.

Built-in Illumination 6V20W Halogen Lamp

Illumination

--Built-in Illumination 6V20W Halogen Lamp, Can Be Replaced By A Plan-concave Mirror

20
40
60
80
100
120
140
Low Position Coaxial Coarse & Fine Focusing

Focusing

--Low Position Coaxial Coarse & Fine Focusing, Ergonomic, Easier To Operate.

--Fine Focusing Scale 0.002mm.

--With Tension Adjustment, With Up Limit, Personalized Settings, You Can Adjust The Tension According To Individual Needs.

Product Models

A11.1007-16

A11.1007-17

A11.1007-17T

A11.1007-27

A11.1007-17W

A11.1007-27W

A11.1007-27T

A11.1007-17WT

A11.1007-27WT



A33.1009=A11.1007-T + A59.3509

A59.3509

5.0M, 9"LCD, 1/2.8"CMOS, Screen Resolution 1024*600,

USB2.0 Real Time Image Output, TF Card, USB HDMI Mouse Control Menu For Measure

supereyes.ru СУПЕРАЙС

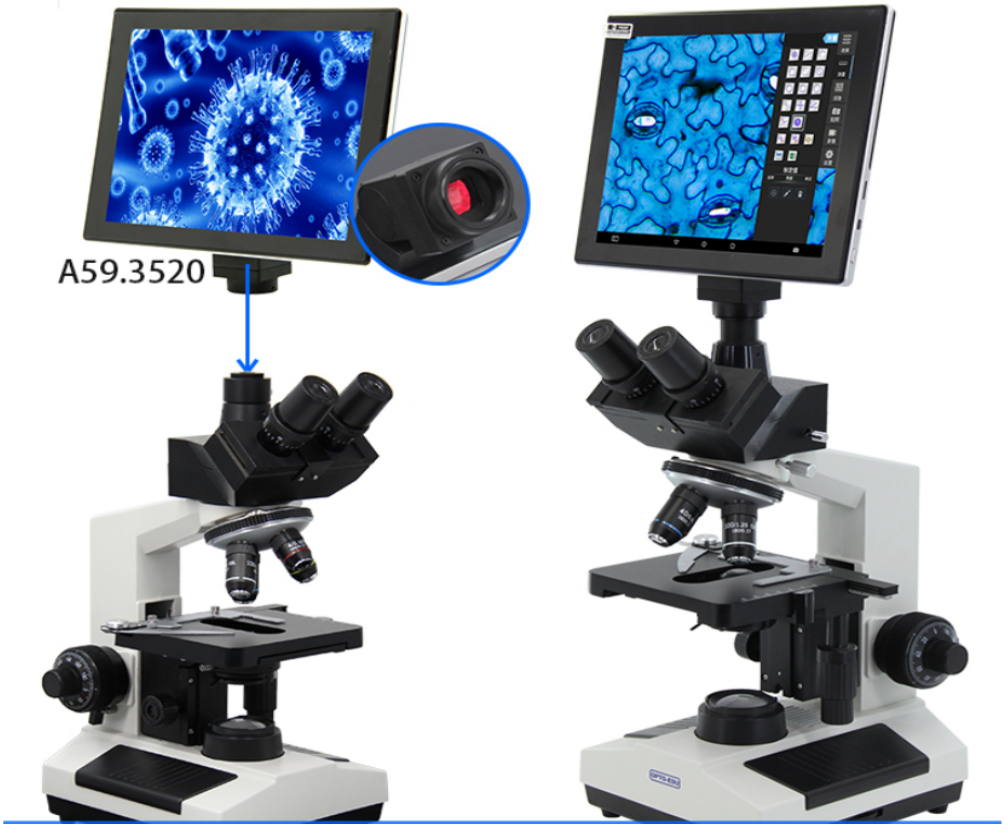

A33.1019=A11.1007-T + A59.3520

A59.3520

5.0M, 9.7"LCD, Resolution 2048*1536, Android 5.1, CPU 4 Core 1.8G,
RAM 2G ROM 8G, HDMI+TF Card Output, Touch Screen USB Mouse Control,
Installed Measure Software, Chinese/English Manual

A11.1007 Biological Microscope		16	17	17 T	27	27 T	17 W	17 WT	27 W	27 WT
Magnification	40x~1600x									
Head	Black Monocular Teaching Head, 45° Inclined, 360° Rotatable	●								
	Black Sliding Binocular Head, 45° Inclined, 360° Rotatable		●							
	Black Sliding Trinocular Head, 45° Inclined, 360° Rotatable			●						
	Black Seidentopf Binocular Head, 30° Inclined, 360° Rotatable				●					
	Black Seidentopf Trinocular Head, 30° Inclined, 360° Rotatable					●				
	White Sliding Binocular Head, 45° Inclined, 360° Rotatable						●			
	White Sliding Trinocular Head, 45° Inclined, 360° Rotatable							●		
	White Seidentopf Binocular Head, 30° Inclined, 360° Rotatable								●	
	White Seidentopf Trinocular Head, 30° Inclined, 360° Rotatable									●
	With Eyepiece Adapter & 1.0x C-Mount	●		●		●		●		●
Eyepiece	Wide Field WF10x/18mm, WF16x/11mm									
Nosepiece	Quadruple Nosepiece									
Objective	Achromatic Objective 4x/0.1, W.D.=25mm 10x/0.25, W.D.=11mm 40x/0.6(S), W.D.=3.8mm 100x/1.25(S,Oil), W.D.=0.1mm									
Stage	Double Layer Mechanical Stage, 140x140mm, Mvoing Range 50x75mm									
Focusing	Low Position Coaxial Coarse & Fine Focusing. Fine Focusing Scale 0.002mm, With Tension Adjustment, With Up Limit									
Condenser	N.A.1.25 Abbe Condenser, Iris Diaphargm, With Filter Holder									
Filter	Blue, Yellow, Green									
Light Source	Built-in Illumination LED, Brightness Adjustable									

WF16X
WF16X

Wide Field WF10X/18mm

Wide Field WF16X/11mm

Eyepiece Adapter & 1.0x C-Mount For A11.1007-17 & -17WT



Eyepiece Adapter & 1.0x C-Mount For A11.1007-16 & -27T & -27WT



(Silver Case) Achromatic Objective

100/1.25 OIL 160/0.17

A5D.1030-1

100/1.25 OIL
160/0.17

A5D.1030-2

A5D.1006-D

A5D.1006-I



A5F.1001 & A5F.1001-UV



A5C.1002-C3

A55.1002-45 **A5P.1001**

A11.1007 Biological Microscope Optional Accessories		
Video Adapter	0.45x C-Mount With Reduction Lens	A55.1002-45
Objective	Achromatic 20x/0.4, W.D.=9mm	A52.1001-20
	Achromatic 60x/085(S)	A52.1001-60
Light Source	Plan-Concave Mirror	A56.1001-1
Dark Field	Dark Field Condenser, N.A. 0.7~0.9, Dry	A5D.1006-D
	Dark Field Condenser, N.A. 1.25~1.35, Oil Immersion	A5D.1006-I
	Dark Field Objective Achromatic 100x, with Cone Diaphram, Used With A5D.1006-I	A5D.1030-1
	Dark Field Objective Plan 100x, With Iris Diaphram, Used With A5D.1006-I	A5D.1030-2
Polarizing	Simple Polarizing Kit	A5P.1001
Phase Contrast	**Sliding Phase Contrast Set** --Sliding Phase Contrast Condenser --Achromatic Phase Contrast Objective 10x,40x --Centering Telescope --Green Filter	A5C.1002-C3
Fluorescent	**EPI-Fluorescent Kit** --Power Supplier 220V/110V Interchangeable, Digital Display --100WHBO Ultra Hi-Voltage Spherical Mercury Lamp --Barrier To Resist Ultraviolet Light --Fluorescence Free Oil --Fluorescent Objective 10x,25x,40x,100x --Excitation Filter B/G	A5F.1001
	--Excitation Filter U/V	A5F.1001-UV